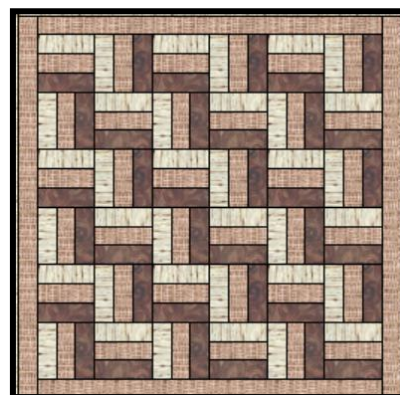
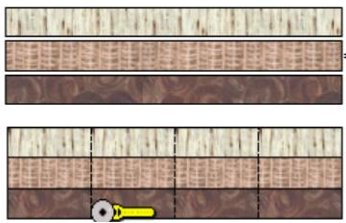




# Rail Fence


## Infant / Wheelchair 40" x 40" --- 36 Blocks



- Color 1: 6 each 2-½ x WOF (1/2 Yd)
- Color 2: 6 each 2-½ x WOF (1/2 Yd)
- Color 3: 6 each 2-½ x WOF (1/2 Yd)
- Border: 4 each 2-½ x WOF (3/8 Yd)
- Binding: 5 each 2-½ x WOF (3/8 Yd)
- Backing: 1- 1/4 Yards


1. Sew strips into identical strip sets. Press towards the dark.
 
2. Cut into 6½ x 6½ squares.
 
3. Arrange all blocks as shown. Sew one row at a time. Join rows.
 
4. Square up, add Border. Quilt, Bind, attach Label.

## Teen 40" x 58" --- 54 Blocks



**KITS are available** for the "Infant/Wheel chair" size only. Please sign-up for one at the April 25<sup>th</sup> or May 23<sup>rd</sup> Guild Meeting or .... email or call Donna Palmer or Sharon Baxter to request one.

## Toddler / Child 40" x 52" --- 48 Blocks



- Color 1: 9 each 2-½ x WOF (5/8 Yd)
- Color 2: 9 each 2-½ x WOF (5/8 Yd)
- Color 3: 9 each 2-½ x WOF (5/8 Yd)
- Border: 5 each 2-½ x WOF (3/8 Yd)
- Binding: 6 each 2-½ x WOF (1/2 Yd)
- Backing: 1-¾ Yards

- Color 1: 8 each 2-½ x WOF (5/8 Yd)
- Color 2: 8 each 2-½ x WOF (5/8 Yd)
- Color 3: 8 each 2-½ x WOF (5/8 Yd)
- Border: 5 each 2-½ x WOF (3/8 Yd)
- Binding: 5 each 2-½ x WOF (3/8 Yd)
- Backing: 1-½ Yards