

Variation 2 – No-Waste Flying Geese (makes 4 flying geese units)

These geese have a diamond in a third color embedded in the goose (see Figure 1).

Start by making a square-in-a-square using Fabric A & Fabric C.

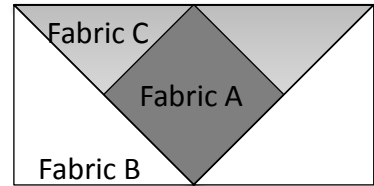


Figure 1

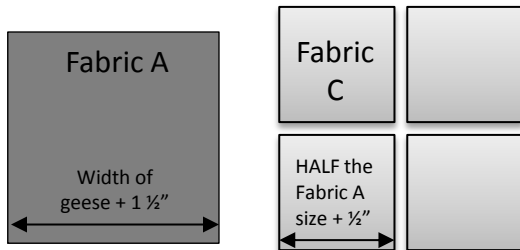


Figure 2

Size to cut fabric (Figure 2):

- Fabric A – cut one square the finished width of the geese + 1 1/2"
- Fabric C – cut four squares HALF the size of fabric A + 1/2"

Follow the Sew & Flip technique sheet to complete the square-in-a-square (Figure 3).

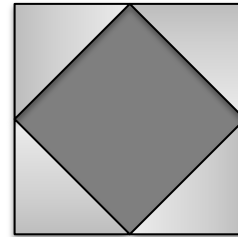


Figure 3

Use the square-in-a-square unit as Fabric A in the No-Waste Flying Geese. Follow that technique sheet using Figures 4 through 8 below.

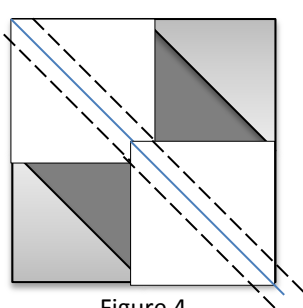


Figure 4

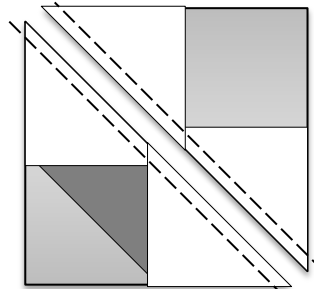


Figure 5

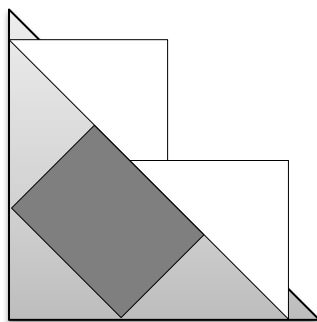


Figure 6

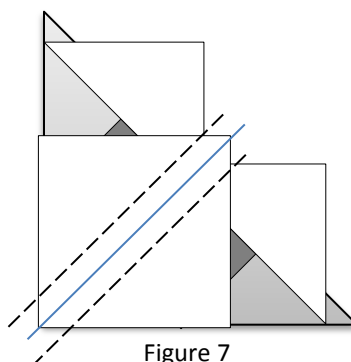


Figure 7

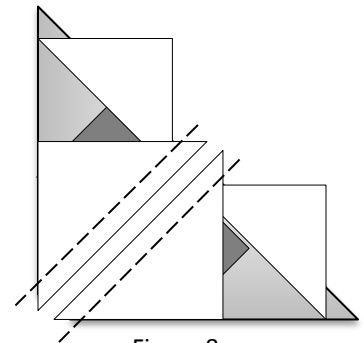


Figure 8